














03iq10: highest diploma obtained (diploma)

File: Y03-education

Overview

Type: Continuous Valid cases: 8120
Format: numeric Invalid: 4571
Width: 8 Minimum: 1
Decimals: 0 Maximum: 13
Range: 1-13

CATEGORIES

| Value | Category | Cases | |
|-------|----------------------------------|-------|--|
| 1 | None | 5801 |  71.4% |
| 2 | MSCL | 1704 |  21.0% |
| 3 | Commercial\Vocational | 100 |  1.2% |
| 4 | Teacher Training B | 4 |  0.0% |
| 5 | Teacher Training A | 82 |  1.0% |
| 6 | GCE 'O' Level | 191 |  2.4% |
| 7 | GCE 'A' Level | 55 |  0.7% |
| 8 | Teacher\Professional Certificate | 52 |  0.6% |
| 9 | Teacher\Professional Diploma | 26 |  0.3% |
| 10 | Bachelor | 16 |  0.2% |
| 11 | Master | 9 |  0.1% |
| 12 | Doctorate | 1 |  0.0% |
| 13 | Other | 79 |  1.0% |

Warning: these figures indicate the number of cases found in the data file. They cannot be interpreted as summary statistics of the population of interest.