













00aq10b: month supervised-round 1 (mo1s)

File: Y00A-survey information

Overview

Type: Discrete Valid cases: 3194
Format: numeric Invalid: 0
Width: 8 Minimum: 1
Decimals: 0 Maximum: 12
Range: 1-12

CATEGORIES

Value	Category	Cases	
1	January	319	 10.0%
2	February	314	 9.8%
3	March	319	 10.0%
4	April	313	 9.8%
5	May	320	 10.0%
6	June	12	 0.4%
7	July	306	 9.6%
8	August	332	 10.4%
9	September	1	 0.0%
10	October	336	 10.5%
11	November	386	 12.1%
12	December	236	 7.4%

Warning: these figures indicate the number of cases found in the data file. They cannot be interpreted as summary statistics of the population of interest.