



















# 05E1Q2: TYPE OF INDUSTRY (indmy)

File: Y05E-main job 12 months

## Overview

Type: Continuous Valid cases: 8250  
Format: numeric Invalid: 0  
Width: 8 Minimum: 111  
Decimals: 0 Maximum: 960  
Range: 111-960

### CATEGORIES

Value	Category	Cases	
111	Agriculture and livestock production	5162	 62.6%
112	Agricultural services	67	0.8%
113	Hunting, trapping and game	3	 0.0%
121	Forestry	18	 0.2%
122	Logging	41	0.5%
130	Fishing	49	0.6%
210	Coal Mining	0	 0.0%
220	Crude Petroleum and Natural Gas Production	0	 0.0%
230	Metal Ore Mining	2	 0.0%
290	Other Mining	48	0.6%
311	Food Manufacturers	341	 4.1%
313	Beverage industries	42	0.5%
314	Tobacco Manufacturers	1	 0.0%
321	Manuf. of Textiles	36	0.4%
322	Manuf. of wearing apparel, except footwear	109	1.3%
323	Manuf. of leather and products of leather, except footwear a	3	 0.0%
324	Manuf. of footwear, except vulcanized or mould rubber or pla	4	 0.0%
331	Manuf. of wood and cork products, except furniture	43	0.5%
332	Manuf. of furniture and fixtures except primarily of metal	30	0.4%
341	Manuf. of paper and paper products	0	 0.0%
342	Printing, publishing and allied industries	10	 0.1%
351	Manuf. of basic industrial chemicals, including fertilizers	1	 0.0%
352	Manuf. of other chemical products	12	 0.1%
353	Petroleum refineries	1	 0.0%
354	Manuf. of miscellaneous products of petroleum and coal	2	 0.0%
355	Manuf. of rubber products	4	 0.0%
356	Manuf. of plastic products not elsewhere classified	3	 0.0%

361	Manuf. of pottery, china and earthenware	10	0.1%
362	Manuf. of glass and glass products	1	0.0%
369	Manuf. of other non-metallic mineral products	6	0.1%
371	Iron and steel basic industries	5	0.1%
372	Non-ferrous metal basic industries	2	0.0%
381	Manuf. of fabricated metal products, except machinery and eq	12	0.1%
382	Manuf. of machinery except electrical	0	0.0%
383	Manuf. of electrical machinery apparatus, appliances and sup	6	0.1%
384	Manuf. of transport equipment	0	0.0%
385	Manuf. of professional an scientific equipment, measuring an	0	0.0%
390	Other manufacturing industries	36	0.4%
410	Electricity, gas and steam	9	0.1%
420	Water works and supply	7	0.1%
500	Construction	126	1.5%
610	Wholesale Trade	20	0.2%
620	Retail Trade	1038	12.6%
631	Restaurants, cafes, other eating and drinking places	41	0.5%
632	Hotels, rooming houses, camps and other lodging places	7	0.1%
711	Land Transport	103	1.2%
712	Water Transport	9	0.1%
713	Air Transport	3	0.0%
719	Services allied to Transport	15	0.2%
720	Communication	12	0.1%
810	Financial Institutions	23	0.3%
820	Insurance	2	0.0%
831	Real Estate	1	0.0%
832	Business Service except machinery rental and leasing	12	0.1%
833	Machinery rental and leasing	0	0.0%
910	Public administration and Defence	159	1.9%
920	Sanitary and similar services	7	0.1%
931	Education services	199	2.4%
932	Research and scientific institutes	15	0.2%
933	Medical, dental, other health and veterinary services	44	0.5%
934	Welfare institutions	7	0.1%
935	Business, professional and labour associations	9	0.1%
939	Other social and related community services	56	0.7%
941	Motion picture and other entertainment services	12	0.1%
942	Libraries, museums, botanical and zoological gardens and cul	3	0.0%

949	Amusement and recreational services not elsewhere classified	3	0.0%
951	Repair services not elsewhere classified	65	0.8%
952	Laundries, laundry services, and cleaning and dyeing plants	6	0.1%
953	Domestic Services	19	0.2%
959	Miscellaneous personal services	104	1.3%
960	International and other Extra-territorial Bodies	2	0.0%

Warning: these figures indicate the number of cases found in the data file. They cannot be interpreted as summary statistics of the population of interest.