













00aq19b: proposed month of interview-round 2 (mo5)

File: Y00A-survey information

Overview

Type: Discrete Valid cases: 3193
Format: numeric Invalid: 1
Width: 8 Minimum: 1
Decimals: 0 Maximum: 12
Range: 1-12

CATEGORIES

| Value | Category | Cases | |
|---------|-----------|-------|--|
| 1 | January | 260 |  8.1% |
| 2 | February | 137 |  4.3% |
| 3 | March | 401 |  12.6% |
| 4 | April | 169 |  5.3% |
| 5 | May | 435 |  13.6% |
| 6 | June | 195 |  6.1% |
| 7 | July | 146 |  4.6% |
| 8 | August | 471 |  14.8% |
| 9 | September | 22 |  0.7% |
| 10 | October | 304 |  9.5% |
| 11 | November | 342 |  10.7% |
| 12 | December | 311 |  9.7% |
| Sysmiss | 1 | | |

Warning: these figures indicate the number of cases found in the data file. They cannot be interpreted as summary statistics of the population of interest.