













00aq26b: month of data entry-round 2 (mo8)

File: Y00A-survey information

Overview

Type: Discrete Valid cases: 3187
Format: numeric Invalid: 7
Width: 8 Minimum: 1
Decimals: 0 Maximum: 12
Range: 1-12

CATEGORIES

Value	Category	Cases	
1	January	169	 5.3%
2	February	180	 5.6%
3	March	364	 11.4%
4	April	272	 8.5%
5	May	321	 10.1%
6	June	313	 9.8%
7	July	69	 2.2%
8	August	476	 14.9%
9	September	96	 3.0%
10	October	194	 6.1%
11	November	423	 13.3%
12	December	310	 9.7%
Sysmiss	7		

Warning: these figures indicate the number of cases found in the data file. They cannot be interpreted as summary statistics of the population of interest.