

# 16BQ2: MONTH OF INTERVIEW (intmb)













File: Y16B-anthropometrics 2

## Overview

---

Type: Continuous Valid cases: 9895  
Format: numeric Invalid: 1392  
Width: 8 Minimum: 1  
Decimals: 0 Maximum: 12  
Range: 1-12

### CATEGORIES

Value	Category	Cases	
1	January	824	 8.3%
2	February	454	 4.6%
3	March	1324	 13.4%
4	April	506	 5.1%
5	May	1211	 12.2%
6	June	609	 6.2%
7	July	480	 4.9%
8	August	1360	 13.7%
9	September	93	 0.9%
10	October	828	 8.4%
11	November	1060	 10.7%
12	December	1146	 11.6%

Warning: these figures indicate the number of cases found in the data file. They cannot be interpreted as summary statistics of the population of interest.