










09D1BQ12: WHERE FERTILIZER OBTAINED? (fertob)

File: Y09D1B-farm inputs-fertiliser

Overview

Type: Continuous Valid cases: 562 (585.4)
Format: numeric Invalid: 0 (0)
Width: 8 Minimum: 1
Decimals: 0 Maximum: 9
Range: 1-9

CATEGORIES

| Value | Category | Cases | Weighted | |
|-------|------------------------|-------|----------|---|
| 1 | Private source | 247 | 258 |  44.0% |
| 2 | Private agency/company | 0 | 0 |  0.0% |
| 3 | Ghana Seed Company | 0 | 0 |  0.0% |
| 4 | Agric Ministry Depot | 134 | 142 |  24.2% |
| 5 | URADEP | 0 | 0 |  0.0% |
| 6 | VORADEP | 28 | 30 |  5.1% |
| 7 | Gafa Cooperative | 0 | 0 |  0.0% |
| 8 | FASCOM | 108 | 110 |  18.7% |
| 9 | Other public agency | 45 | 47 |  7.9% |

Warning: these figures indicate the number of cases found in the data file. They cannot be interpreted as summary statistics of the population of interest.