

# REGION (region)











File: Y09D3B-farm inputs-labor & other expense

## Overview

---

Type: Continuous Valid cases: 2305 (2376.8)  
Format: numeric Invalid: 1 (0)  
Width: 8 Minimum: 1  
Decimals: 0 Maximum: 10  
Range: 1-10

### CATEGORIES

Value	Category	Cases	Weighted	
1	Western	228	233	 9.8%
2	Central	233	240	 10.1%
3	Greater Accra	88	90	 3.8%
4	Eastern	399	410	 17.3%
5	Volta	308	322	 13.5%
6	Ashanti	451	469	 19.7%
7	Brong Ahafo	256	259	 10.9%
8	Northern	122	129	 5.4%
9	Upper West	63	70	 3.0%
10	Upper East	157	153	 6.4%

Warning: these figures indicate the number of cases found in the data file. They cannot be interpreted as summary statistics of the population of interest.