

How common is it for people in this area to marry outside their religion/ethnic group (I2)

File: Household data - CWIQ 2003

Overview

Type: Continuous Valid cases: 48906 (4084392.7)
Format: numeric Invalid: 97 (8085.2)
Width: 1 Minimum: 1
Decimals: 0 Maximum: 3
Range: 1-3

Questions and instructions

UNIVERSE

All household included in the survey.




LITERAL QUESTION

How common is it for people in this area to marry outside their religion/ethnic group ?

SOURCE OF INFORMATION

Head of household or Household member

CATEGORIES

Value	Category	Cases	Weighted	
1	Not common	6521	543544	 13.3%
2	Somewhat common	10957	864699	 21.2%
3	Very common	31428	2676149	 65.5%

Warning: these figures indicate the number of cases found in the data file. They cannot be interpreted as summary statistics of the population of interest.