

# How often do members of your household listen to radio? (l3a)

File: Household data - CWIQ 2003

## Overview

---

Type: Continuous Valid cases: 48932 (4085843.3)  
Format: numeric Invalid: 71 (6634.6)  
Width: 1 Minimum: 1  
Decimals: 0 Maximum: 4  
Range: 1-4

## Questions and instructions

---

### UNIVERSE

All household included in the survey.





### LITERAL QUESTION

How often , if at all do members of your household read a daily newspaper or have one read to them or listen to the radio

### SOURCE OF INFORMATION

Head of household or Household member

### CATEGORIES

Value	Category	Cases	Weighted	
1	Radio--Regularly	32006	2820426	 69.0%
2	Radio--Occasionally	9055	696185	 17.0%
3	Radio--Hardly ever	3674	274233	 6.7%
4	Radio--Never	4197	294999	 7.2%

Warning: these figures indicate the number of cases found in the data file. They cannot be interpreted as summary statistics of the population of interest.