

Third most important source of news/information for your household? (l4c)

File: Household data - CWIQ 2003

Overview

Type: Continuous Valid cases: 48926 (4086223.9)
Format: numeric Invalid: 77 (6254)
Width: 2 Minimum: 0
Decimals: 0 Maximum: 99
Range: 0-99

Questions and instructions

UNIVERSE

All household included in the survey.















LITERAL QUESTION

List the three most important source of news and information for your household?

SOURCE OF INFORMATION

Head of household or Household member

CATEGORIES

Value	Category	Cases	Weighted	
1	Newspaper/Journals/Magazine	3092	321542	 7.9%
2	Radio	1714	140567	 3.5%
3	Television	2979	308640	 7.6%
4	Church/Religious Organisation	2795	242196	 5.9%
5	Clubs/Groups/Associations	620	56117	 1.4%
6	Business/Work association	846	78198	 1.9%
7	Neighbourhood sources	8818	711304	 17.5%
8	Outside town/Village	4091	298148	 7.3%
9	Family/Relatives	7722	618569	 15.2%
10	Friends/Neighbour	13388	1092348	 26.8%
11	Government officials	800	50427	 1.2%
12	Internet	34	4832	 0.1%
13	Do not get	1743	134637	 3.3%
14	Other	101	13408	 0.3%

Warning: these figures indicate the number of cases found in the data file. They cannot be interpreted as summary statistics of the population of interest.