











Region (region)

File: Individual data - CWIQ 2003

Overview

Type: Continuous Valid cases: 210170
Format: numeric Invalid: 0
Width: 2 Minimum: 1
Decimals: 0 Maximum: 10
Range: 1-10

CATEGORIES

| Value | Category | Cases | |
|-------|---------------|-------|--|
| 1 | Western | 20212 |  9.6% |
| 2 | Central | 18025 |  8.6% |
| 3 | Greater Accra | 15830 |  7.5% |
| 4 | Volta | 21583 |  10.3% |
| 5 | Eastern | 24381 |  11.6% |
| 6 | Ashanti | 35859 |  17.1% |
| 7 | Brong Ahafo | 21022 |  10.0% |
| 8 | Northern | 31806 |  15.1% |
| 9 | Upper East | 12296 |  5.9% |
| 10 | Upper West | 9156 |  4.4% |

Warning: these figures indicate the number of cases found in the data file. They cannot be interpreted as summary statistics of the population of interest.