

Main type of disability (b8)

File: Individual data - CWIQ 2003

Overview

Type: Continuous Valid cases: 10641 (833691.6)
Format: numeric Invalid: 199529 (15907835.3)
Width: 1 Minimum: 1
Decimals: 0 Maximum: 8
Range: 1-8

Questions and instructions

UNIVERSE

All household members

LITERAL QUESTION

8 What is the main disability ?

CATEGORIES

Value	Category	Cases	Weighted	
1	Seeing	5640	456951	54.8%
2	Hearing/speech	1179	84827	10.2%
3	Moving	2915	224078	26.9%
4	No feeling	107	7658	0.9%
5	Strange behaviour	345	26630	3.2%
6	Fits	238	16301	2.0%
7	Learning	83	6410	0.8%
8	Other	134	10838	1.3%

Warning: these figures indicate the number of cases found in the data file. They cannot be interpreted as summary statistics of the population of interest.