

# Does the household use land it does not own? (f5)

File: Household data - CWIQ 2003

## Overview

---

Type: Continuous Valid cases: 48952 (4087929.7)  
Format: numeric Invalid: 51 (4548.3)  
Width: 1 Minimum: 1  
Decimals: 0 Maximum: 5  
Range: 1-5

## Questions and instructions

---

### UNIVERSE

All household included in the survey.






### LITERAL QUESTION

Does the household use land it does not own?

### SOURCE OF INFORMATION

Head of household or Household member

### CATEGORIES

Value	Category	Cases	Weighted	
1	No	33802	2981011	 72.9%
2	Yes, rented	3477	253217	 6.2%
3	Yes, sharecropped	4618	354755	 8.7%
4	Yes, private land provided free	5357	386535	 9.5%
5	Yes, open access land	1698	112411	 2.7%

Warning: these figures indicate the number of cases found in the data file. They cannot be interpreted as summary statistics of the population of interest.