

# Who delivered the child? (i4)

File: Child data- CWIQ 2003

## Overview

---

Type: Continuous Valid cases: 23596 (1805103.5)  
Format: numeric Invalid: 283 (21843.6)  
Width: 1 Minimum: 1  
Decimals: 0 Maximum: 5  
Range: 1-5

## Questions and instructions

---






UNIVERSE

All children under 5 years.

LITERAL QUESTION

Who delivered the child?

### CATEGORIES

Value	Category	Cases	Weighted	
1	Doctor	720	79782	 4.4%
2	Nurse	3725	340812	 18.9%
3	Midwife	6180	513693	 28.5%
4	T.B.A	9417	640190	 35.5%
5	Other/Self	3554	230627	 12.8%

Warning: these figures indicate the number of cases found in the data file. They cannot be interpreted as summary statistics of the population of interest.