

# Main fuel used for cooking (g7)

## File: Household data - CWIQ 2003

### Overview

Type: Continuous Valid cases: 48983 (4090514.7)  
Format: numeric Invalid: 20 (1963.3)  
Width: 1 Minimum: 1  
Decimals: 0 Maximum: 8  
Range: 1-8

### Questions and instructions

#### UNIVERSE

All household included in the survey.









#### LITERAL QUESTION

What is the main fuel used for cooking?

#### SOURCE OF INFORMATION

Head of household or Household member

#### CATEGORIES

Value	Category	Cases	Weighted	
1	Firewood	32100	2315799	 56.6%
2	Charcoal	12638	1307512	 32.0%
3	Kerosene/Oil	271	29598	 0.7%
4	Gas	2656	349703	 8.5%
5	Electricity	99	11092	 0.3%
6	Crop residue/Sawdust	1012	54385	 1.3%
7	Animal waste	4	332	 0.0%
8	Other	203	22094	 0.5%

Warning: these figures indicate the number of cases found in the data file. They cannot be interpreted as summary statistics of the population of interest.