

Time to nearest food market (g10b)

File: Household data - CWIQ 2003

Overview

Type: Continuous Valid cases: 48913 (4084667.6)
Format: numeric Invalid: 90 (7810.4)
Width: 1 Minimum: 1
Decimals: 0 Maximum: 5
Range: 1-5

Questions and instructions

UNIVERSE

All household included in the survey.






LITERAL QUESTION

How long in minutes does it take from here to reach the nearest ...?

SOURCE OF INFORMATION

Head of household or Household member

CATEGORIES

Value	Category	Cases	Weighted	
1	0-14 Minutes	23660	2063214	 50.5%
2	15-29 Minutes	9276	894404	 21.9%
3	30-44 Minutes	6011	486461	 11.9%
4	45-59 Minutes	2929	198726	 4.9%
5	60+ Minutes	7037	441863	 10.8%

Warning: these figures indicate the number of cases found in the data file. They cannot be interpreted as summary statistics of the population of interest.