

# Time to nearest public transportation (g10c)

File: Household data - CWIQ 2003

## Overview

---

Type: Continuous Valid cases: 48918 (4085630)  
Format: numeric Invalid: 85 (6848)  
Width: 1 Minimum: 1  
Decimals: 0 Maximum: 5  
Range: 1-5

## Questions and instructions

---

### UNIVERSE

All household included in the survey.






### LITERAL QUESTION

How long in minutes does it take from here to reach the nearest ...?

### SOURCE OF INFORMATION

Head of household or Household member

### CATEGORIES

Value	Category	Cases	Weighted	
1	0-14 Minutes	32072	2856507	 69.9%
2	15-29 Minutes	5987	530205	 13.0%
3	30-44 Minutes	3779	268249	 6.6%
4	45-59 Minutes	1879	122870	 3.0%
5	60+ Minutes	5201	307798	 7.5%

Warning: these figures indicate the number of cases found in the data file. They cannot be interpreted as summary statistics of the population of interest.