

Time to nearest primary school (g10d)

File: Household data - CWIQ 2003

Overview

Type: Continuous Valid cases: 48889 (4081711.5)
Format: numeric Invalid: 114 (10766.4)
Width: 1 Minimum: 1
Decimals: 0 Maximum: 5
Range: 1-5

Questions and instructions

UNIVERSE

All household included in the survey.






LITERAL QUESTION

How long in minutes does it take from here to reach the nearest ...?

SOURCE OF INFORMATION

Head of household or Household member

CATEGORIES

Value	Category	Cases	Weighted	
1	0-14 Minutes	33217	2846190	 69.7%
2	15-29 Minutes	8816	760482	 18.6%
3	30-44 Minutes	3788	277713	 6.8%
4	45-59 Minutes	1238	84104	 2.1%
5	60+ Minutes	1830	113222	 2.8%

Warning: these figures indicate the number of cases found in the data file. They cannot be interpreted as summary statistics of the population of interest.