

# Satisfaction level of household financial situation? (j3)

File: Household data - CWIQ 2003

## Overview

Type: Continuous Valid cases: 48985 (4090997.8)  
Format: numeric Invalid: 18 (1480.1)  
Width: 1 Minimum: 1  
Decimals: 0 Maximum: 5  
Range: 1-5

## Questions and instructions

### UNIVERSE

All household included in the survey.






### LITERAL QUESTION

How satisfied are you with your household's financial situation?

### SOURCE OF INFORMATION

Head of household or Household member

### CATEGORIES

| Value | Category              | Cases | Weighted |   |
|-------|-----------------------|-------|----------|---|
| 1     | Very satisfied        | 766   | 69980    |  1.7%  |
| 2     | Satisfied             | 5755  | 507088   |  12.4% |
| 3     | Somewhat satisfied    | 12817 | 1111006  |  27.2% |
| 4     | Somewhat dissatisfied | 18098 | 1467358  |  35.9% |
| 5     | Very dissatisfied     | 11549 | 935566   |  22.9% |

Warning: these figures indicate the number of cases found in the data file. They cannot be interpreted as summary statistics of the population of interest.