

# Number of deaths in the household within the last 12 months (j8)

## File: Household data - CWIQ 2003

### Overview

Type: Continuous Valid cases: 48970 (4089377.5)  
Format: numeric Invalid: 33 (3100.5)  
Width: 1 Minimum: 1  
Decimals: 0 Maximum: 4  
Range: 1-4

### Questions and instructions

#### UNIVERSE

All household included in the survey.





#### LITERAL QUESTION

How many deaths has your household suffered within the past 12 months?

#### SOURCE OF INFORMATION

Head of household or Household member

#### CATEGORIES

Value	Category	Cases	Weighted	
1	None	44729	3788751	 92.6%
2	One	3514	250843	 6.1%
3	Two	489	33413	 0.8%
4	Three Plus	238	16370	 0.4%

Warning: these figures indicate the number of cases found in the data file. They cannot be interpreted as summary statistics of the population of interest.