

Educational level during current school year (hv122)

File: PERSON

Overview

Type: Continuous Valid cases: 26532 (25367639706)
Format: numeric Invalid: 69 (72081035)
Width: 1 Minimum: 0
Decimals: 0 Maximum: 3
Range: 0-8 Mean: 0.3 (0.3)
Invalid: 9 Standard deviation: 0.6 (0.6)

Questions and instructions

LITERAL QUESTION

During the current school year, what level and grade [is/was] (NAME) attending?***

CATEGORIES

Value	Category	Cases	Weighted	
0	No education, preschool	20343	1.9209991812e+10	75.7%
1	Primary	4417	4.30482907e+09	17.0%
2	Secondary	1697	1785965489	7.0%
3	Higher	75	66853335	0.3%
8	DK	0	0	0.0%
9	9	69	72081035	

Warning: these figures indicate the number of cases found in the data file. They cannot be interpreted as summary statistics of the population of interest.