

Level of education attended (sh15a)

File: PERSON

Overview






Type: Continuous Valid cases: 13988 (14378610066)
Format: numeric Invalid: 12613 (11061110675)
Width: 1 Minimum: 1
Decimals: 0 Maximum: 8
Range: 1-8 Mean: 1.7 (1.7)
Invalid: 9 Standard deviation: 0.8 (0.8)

Questions and instructions

LITERAL QUESTION

What is (NAME)'s level of education attended

CATEGORIES

| Value | Category | Cases | Weighted | |
|-------|---------------|-------|-----------------|---|
| 1 | Primary | 6705 | 6.553399841e+09 |  45.6% |
| 2 | Middle/JSS | 5179 | 5.637256395e+09 |  39.2% |
| 3 | Secondary/SSS | 1535 | 1624371639 |  11.3% |
| 4 | Higher | 563 | 557152936 |  3.9% |
| 8 | DK | 6 | 6429255 |  0.0% |
| 9 | 9 | 20 | 18815687 | |

Warning: these figures indicate the number of cases found in the data file. They cannot be interpreted as summary statistics of the population of interest.