

Level of education attending (sh18a)

File: PERSON

Overview






Type: Continuous Valid cases: 6189 (6157647894)
Format: numeric Invalid: 20412 (19282072847)
Width: 1 Minimum: 1
Decimals: 0 Maximum: 4
Range: 1-8 Mean: 1.4 (1.4)
Invalid: 9 Standard deviation: 0.7 (0.7)

Questions and instructions

LITERAL QUESTION

During the current school year, what level is (NAME) attending?***

CATEGORIES

Value	Category	Cases	Weighted	
1	Primary	4417	4.30482907e+09	 69.9%
2	Middle/JSS	1296	1376376410	 22.4%
3	Secondary/SSS	401	409589079	 6.7%
4	Higher	75	66853335	 1.1%
8	DK	0	0	 0.0%
9	9	4	4262981	

Warning: these figures indicate the number of cases found in the data file. They cannot be interpreted as summary statistics of the population of interest.