

# Educational level from individual qst (sheduc)






File: PERSON

## Overview

---

Type: Continuous Valid cases: 13947 (14321395569)  
Format: numeric Invalid: 12654 (11118325172)  
Width: 1 Minimum: 1  
Decimals: 0 Maximum: 8  
Range: 1-8 Mean: 1.7 (1.7)  
Invalid: 9 Standard deviation: 0.8 (0.8)

### CATEGORIES

Value	Category	Cases	Weighted	
1	Primary	6624	6.464488922e+09	 45.1%
2	Middle/JSS	5231	5.686680839e+09	 39.7%
3	Secondary/SSS	1512	1598818541	 11.2%
4	Higher	575	566311624	 4.0%
8	DK	5	5095643	 0.0%
9	9	12	11353121	

Warning: these figures indicate the number of cases found in the data file. They cannot be interpreted as summary statistics of the population of interest.

## Imputation and Derivation

---

IMPUTATION

Educational level from individual qst